Dr. Schutz®

J2 FLOORING®



DESIGN FLOORS & MAINTENANCE

Dr. Schutz - a brand of Dr. Schutz® GROUP

IMAGE: KWG

WHAT IS A DESIGN FLOOR?

Design floors, also called LVT (luxury vinyl tiles) are modular, design-oriented floor coverings. These are heterogeneous coverings with several layers. Onto the lowest level, the back, a stabilizing layer is applied, then the printed film. The surface is a transparent wear-layer with a factory-applied PU sealer. The look here can be varied, adapted to needs and desires. Whether wood or stone, light or dark - there are no limits to the possibilities.

One can often hardly tell the difference from the original and therefore design floors are becoming more and more popular.

As well as their optical attractiveness, the floors are very hard wearing. They are not sensitive to water and as a result are very easy to clean, resilient to walk on and warm underfoot.

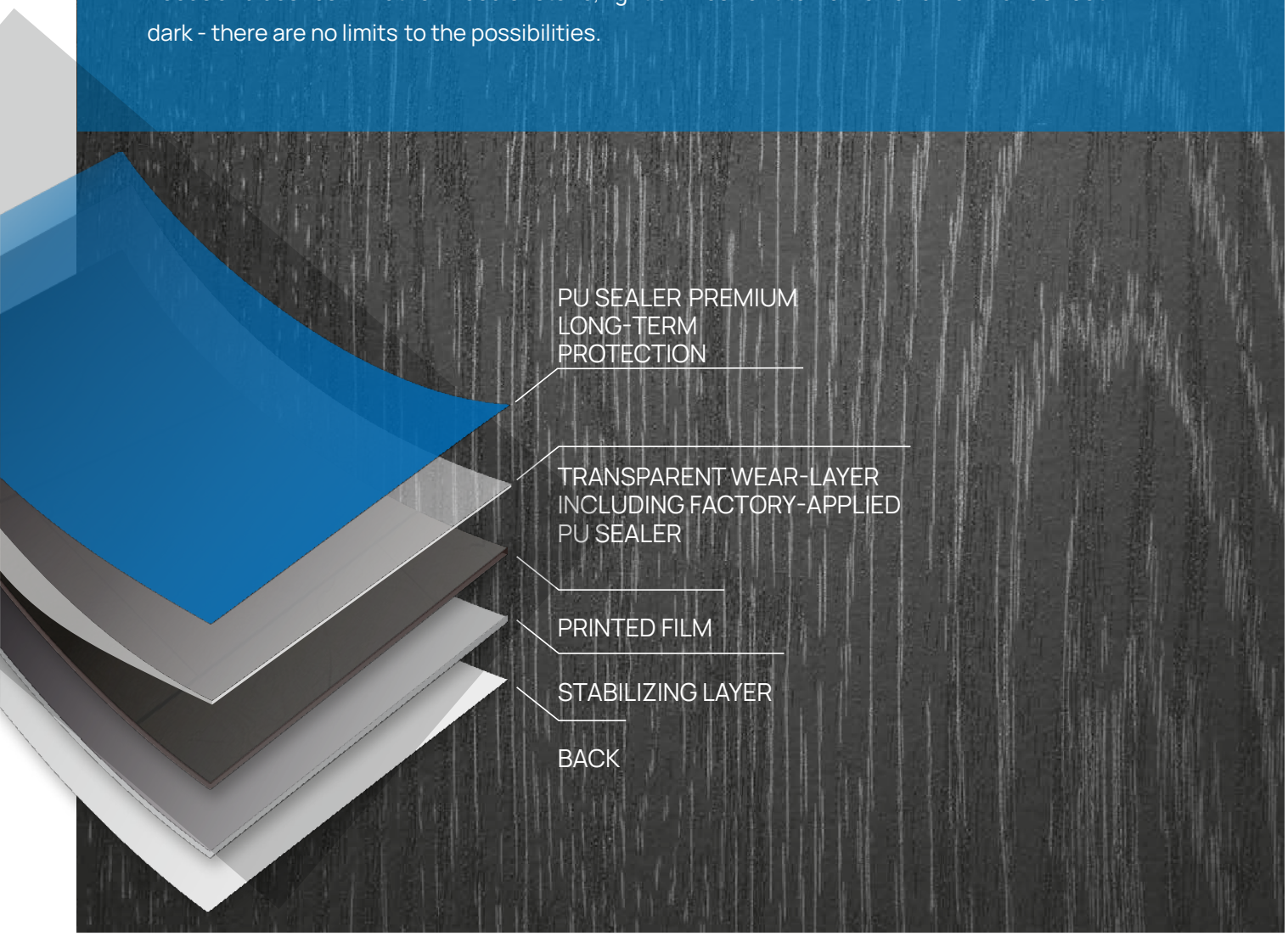



HETEROGENEOUS DESIGN FLOOR

This is a floor created by building up several layers. The surface consists of a transparent wear-layer, which as a rule is coated with PUR. The thickness of this layer is between 0.3 - 0.7 mm, on which the class of usage is based. Under this is a printed film (décor), beneath which is a stabilizing layer on the back. These layers are stuck down over the entire area and when fitted have a height of approx. 2.5 mm.



PUR FLOORS

PUR floors are similar to heterogeneous floors in the way they are built up, but their wear-layer is made of polyurethane. This makes the floor very hard-wearing and gives it high resistance to chemicals. This floor is stuck down over the entire area onto the subsurface. When fitted, it has a height of approx. 2.5 mm.



CLICK VERSION

This type of Design floor is especially popular for use in renovation work. It is built up in a similar way to heterogeneous Design floors, but its back consists of a vinyl carrier layer with click-connections. These floors are laid by floating installation and when fitted have a height of approx. 5 mm.



CLICK VERSION ON HDF

In this variation a heterogeneous Design floor is stuck onto an HDF fiberboard carrier with click connections. On the reverse side, in most cases there is a cork layer for sound-proofing footfalls. The floor is laid by floating installation and is popular with endconsumers. The height after fitting is approx. 9 mm.

PERFECT MAINTENANCE OF DESIGN FLOORS SIMPLY PROFESSIONAL

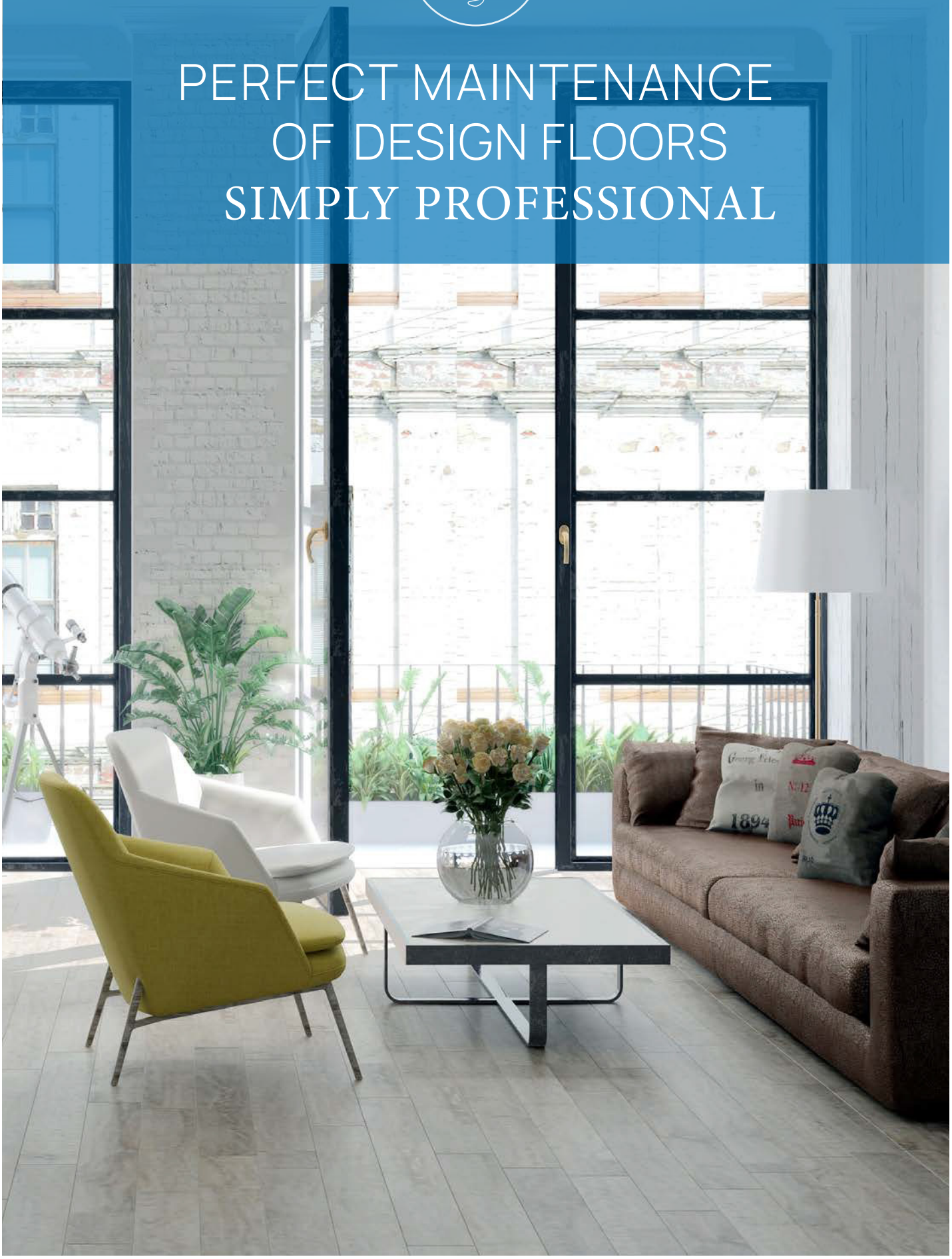

IN THREE STEPS TO THE PERFECT FLOOR

1.

CLEANING AND CARE IN DAY-TO-DAY USE

In order to keep floors looking good, it is necessary to clean and care for them properly. Cleaning removes dirt, stains and loose dust from the floor. By applying a care product over the entire area at regular intervals, the floor becomes refreshed and minor damage is evened out.

2.

LONG-TERM PROTECTION

Directly after laying the floor, an on-top sealer makes sure that the floor is protected long-term and sustainably against scratches, stress-whitening and marks of all kinds. The protective film preserves the colour and structure of the floor, and in addition can be used to adapt its gloss-grade to the personal desires of the end-consumer. On-top sealing is especially recommended for commercial and extremely frequented areas.

3.

PREVENTION

Chairs, tables and other furniture, whether standing or moving, have a strong negative effect on the surface of the floor. Edges and screws can leave scratches and massively influence the look of the floor. Furniture foot-gliders optimally fitted to furniture protect and preserve floors and their sealers against such damage. Equally recommended are large foot-mat zones in entrance areas.


PERFECT FLOORS
IN LIVING AREAS
SIMPLY FEEL GOOD

BEST CLEANING
AND CARE FOR DESIGN FLOORS

Maintenance and refreshing of floors are firmly in focus, which makes sense, especially for sustainable customer retention. Because on Design and resilient floors, daily use leads to heavy soiling, or also mechanical damage, which mar the appearance of the floor and make the end-consumer dissatisfied. Dr. Schutz provides the certainty of perfectly protecting and caring for the floor.

MAINTENANCE
MADE EASY



DAY-TO-DAY CLEANING / REFRESHING

• Floor Mat: optimal for the care and day-to-day cleaning of Design floors in the household. Protects the floor with an elastic, anti-slip mat carefilm. The dirt adhesion of the floor is reduced and day-to-day cleaning made easy. Suitable for renovating the care-film in a high-speed process. For a higher gloss-grade Floor shine is recommended.



DAY-TO-DAY CLEANING / REFRESHING

• R 1000: special active cleaner for day-to-day cleaning of Design floors and other hard floors. Its excellent dirt binding ensures that all marks and stains are removed. Refreshes the floor at the same time while cleaning the surface.



INITIAL CARE / REFRESHING

• Clean & Strip: Mild stripper to remove old care layers and heavy build up of dirt and residues.



THE SET - THE PERFECT SULUTION

• Floor Care Kit: the optimal care set for all Design floors. Recommended by well-known Design floor manufacturers! Ensures a long lifetime and good appearance of Design floors. Consists of 750 ml of Floor Mat for the protection and refreshing, 750 ml of R 1000 for regular cleaning and 750 ml of Clean & Strip for polish removal and heavy soiling. In addition practical cleaning instructions as well as a set of furniture gliders are included in the kit.

For heavily frequented areas an **on-top long-term protective coat** is recommended. With the PU systems of Dr. Schutz the floor is sustainably protected.

PERFECT FLOORS IN LIVING AREAS SIMPLY FEEL



IMAGE: KWG

FLOORS SUBJECT TO HEAVY WEAR
LONG-LASTING PROTECTION WITH PU SEALER

So that Design floors remain attractive, they need longterm protection against scratches and stains. Therefore in owner-occupied residences or rented property, a surface coating with PU Sealer is a sustainable investment in protecting the floor.



THE ADVANTAGES OF THE PU SYSTEM - AN OVERVIEW.

- Long-lasting protection against wear and tear
- Economical and environment-friendly
- Proven longer usage of the floor
- Appearance clearly enhanced
- Easier day-to-day cleaning & reduced soiling afterwards

THE WAY IT WORKS: TAKE THE EASY WAY - WITH DR. SCHUTZ



- **Without PU protective coating**
- Heavy wear and tear and dirt particles can cause permanent damage to the surface structure.



- **PU Sealer protects** the surface and makes the floor especially easy to care for.

SIMPLY SAFE

PERFECT FLOORS IN HAIRDRESSERS' SALONS



HIGH RESISTANCE - EASY CARE

Floors in hairdressers' salons have to meet extremely high requirements. However, without protection of the floor, scratches, stress-whitening and stains from hair dyes and other chemicals areunavoidable. An on-top sealing with PU Anticolor protects the floor and makes daily cleaning much easier.



THE ADVANTAGES OF THE PU SYSTEM - AN OVERVIEW.

- Long-lasting protection against wear and tear
- Increased resistance against hair dyes and chemicals
- Longer usage of the floor
- Appearance clearly enhanced
- Easier day-to-day cleaning & reduced soiling afterwards

THE WAY IT WORKS: TAKE THE EASY WAY - WITH DR. SCHUTZ

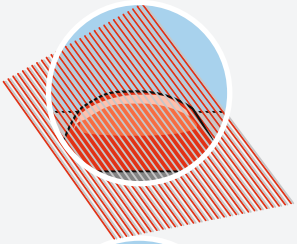

- **Without PU Anticolor** there is nothing to stop chemicals migrating into the floor covering.

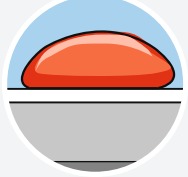

- **PU Anticolor sealer** tensures high resistance to hair dyes and chemicals.

SIMPLY HYGIENIC
PERFECT FLOORS
IN HEALTH CARE



SAFETY
AND CLEANLINESS

In health care the requirements to be met by the floor covering are especially high. Due to heavy frequency and the use of special chemicals the floor needs enormous protection. What is reallyimportant is to make cleaning easy and to avoid germs penetrating deep into the floor.



THE ADVANTAGES OF THE PU SYSTEM - AN OVERVIEW.

- Long-lasting protection against wear and tear
- Notably higher resistance against coloured and transparent disinfectants
- Proven longer usage of the floor
- Easier day-to-day cleaning and reduced presence of bacteria
- High resistance to chemicals

THE WAY IT WORKS: TAKE THE EASY WAY - WITH DR. SCHUTZ

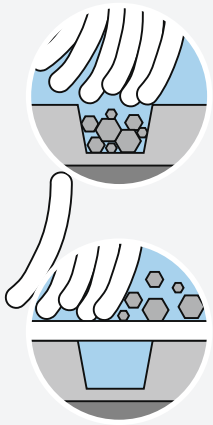

- **Without PU Sealer or PU Anticolor** dirt and bacteria penetrate open joints and can hardly be removed by cleaning.

- **With PU Sealer and PU Anticolor** joints become closed and tear-proof. Bacteria can be easily removed with disinfectants.

PERFECT FLOORS IN THE RETAIL TRADE

SIMPLY LOVELY

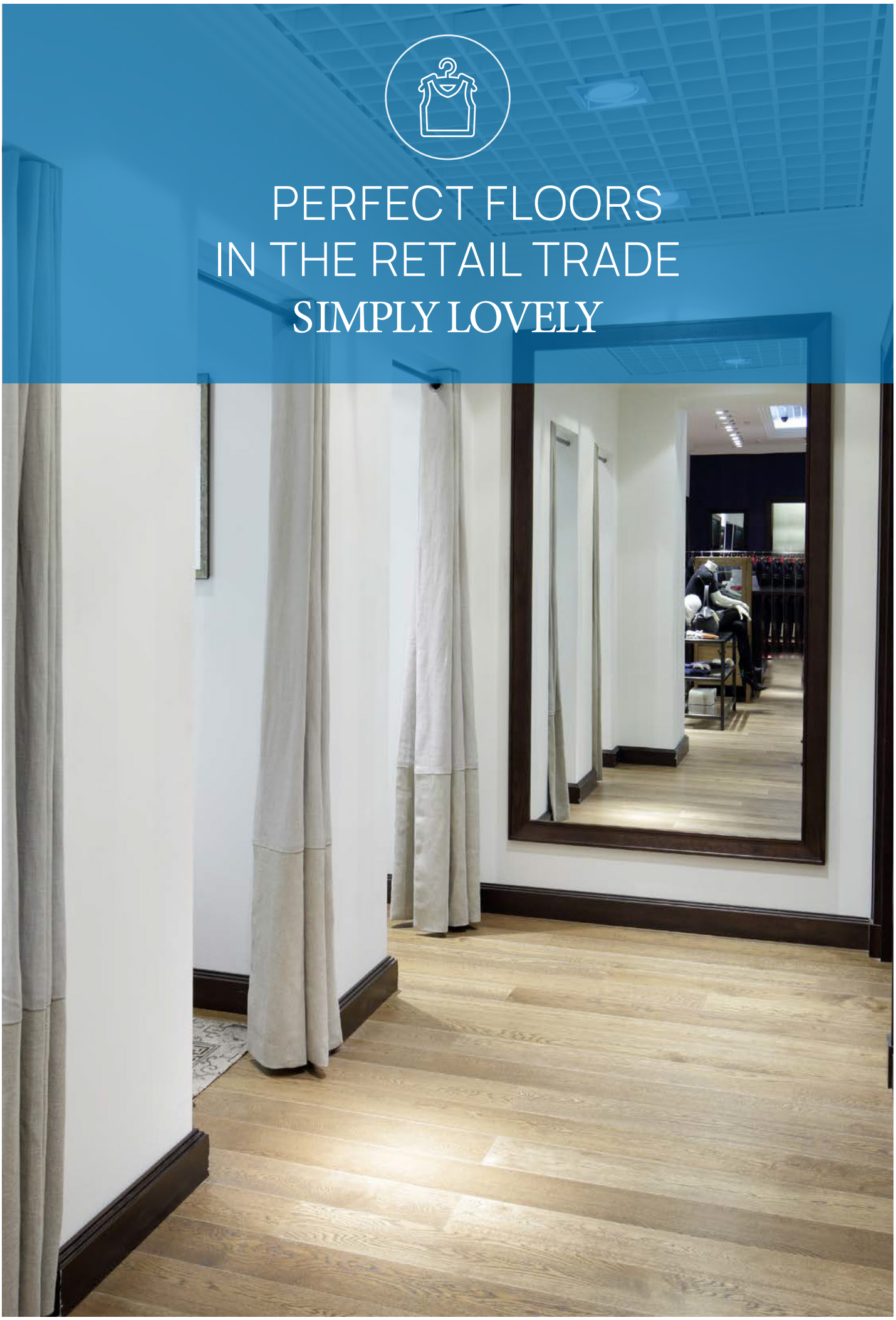

VALUE
AND LOVELY APPEARANCE

Maintenance and care of floors in department stores and shop premises are especially challenging due to heavy frequency and dirt continually being brought in. Dr. Schutz provides the optimal solution, so that the feel-good factor is upheld for customers.



THE ADVANTAGES OF THE PU SYSTEM - AN OVERVIEW.

- Long-lasting protection against wear and friction
- Economical and environment-friendly
- Appearance clearly enhanced
- Proven longer usage of the floor
- Easy day-to-day cleaning & reduced soiling afterwards

THE WAY IT WORKS: TAKE THE EASY WAY - WITH DR. SCHUTZ



Without PU protective coating - heavy use and dirt particles can cause permanent damage to the surface structure.



PU Sealer protects the surface and makes the floor especially easy to care for.

PERFECT FLOORS IN RESTAURANTS SIMPLY ENJOY



IMAGE: PROJEKT FLOORS

SAFETY
AND CLEANLINESS

In restaurants and wherever food is served, there is a focus on hygiene and step safety in dining rooms, kitchens and sanitary facilities. PU Sealers provideoptimal protection and at the same time make cleaning and maintenance easier.



THE ADVANTAGES OF THE PU SYSTEM - AN OVERVIEW.

- If required, high anti-slip safety in accordance with R 10, thanks to PU Sealer with Antislip Additive
- Long-lasting protection against wear and friction
- Economical and environment-friendly
- Proven longer usage of the floor
- Easy day-to-day cleaning & reduced soiling afterwards

THE WAY IT WORKS: TAKE THE EASY WAY - WITH DR. SCHUTZ



Smooth surfaces without **Antislip Additive.**



Antislip Additive ensures that the surface structure prevents slipping and fulfills the higher requirements of German standards and employers' liability insurance (BGR 181, DIN 51130).

scratchnomore



FOR OPTIMAL PROTECTION!
FURNITURE GLIDERS

THE RIGHT **SOLUTION** FOR YOUR

scratchnomore is a furniture glider system which was designed for all types of chairs and furniture, as well as for every kind of floor.

The special fibres of the protective caps absorb dirt particles and safely lock them away. For example, if sand comes between a chair-leg and the floor, there will be no more resulting scratches! Furthermore, even wetness will not cause the material to dry out So your floors will remain protected!

At a glance:

- absolutely scratch-free
- resistant to moisture
- muffles noise
- easy to fit
- suitable for all chairs and furniture**CHAIRFIXX** • for all swinger chairs with round tubes • simply fasten basic part to chair or table leg



CHAIRFIXX

- for all swinger chairs with round tubes
- simply fasten basic part to chair or table leg
- available in 5 sizes (12mm/16mm/19mm/22mm/25mm)
- removable pin for optimal stability



MULTIFIXX

- for all kinds of furniture
- simply glue or screw the protective part under the furniture
- adheres extremely well and is universally adaptable
- also for all swinger chairs with square chair legs adaptable



FOOTFIXX HOLLOW

- for all wickerwork chairs with an interior diameter of 10-30 mm
- suitable for round as well as square chair legs
- thanks to its pivot-head, can also be used with angled chair legs (up to 30 degrees)
- replaceable protective caps available in 2 sizes (Ø 28mm/34mm)



FOOTFIXX THREADED

- for all chair and table legs with interior screwthread sizes of M 8 or M10
- simply screw the basic part into the foot of the furniture and put the protective cap over it
- replaceable protective caps available in 2 sizes (Ø 28mm/34mm)



FOOTFIXX WOOD

- for all chair and table legs made of wood
- simply screw the basic part into the wooden base and put the protective cap over it
- replaceable protective caps available in 2 sizes (Ø 28mm/34mm)



FOOTCLICK 2

- For all chair and table legs made of wood and plastic
- basic part can be screwed on
- available in 3 sizes (Ø 25mm/31mm/44mm)

Dr. Schutz® GROUP

Head office
CC-Dr. Schutz GmbH
Holbeinstraße 17
D-53175 Bonn

Dr. Schutz U.K Ltd
Unit 24, Anglo Business Park
Smeaton Close, Aylesbury Bucks
HP19 8UP

Dr. Schutz Ireland
35 Pic Du Jer Park
Ballinlough, Cork

Schutz NA
4701 Bath St 46
Philadelphia PA 19137

export@dr-schutz.com
www.dr-schutz.com

a brand of Dr. Schutz® GROUP Dr. Schutz® eukula scratchnomore

6000707071 | 10/15